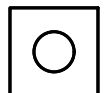


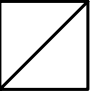


1 REFLECTED CEILING / LIGHTING PLAN
3/16" = 1'-0"

LIGHT FIXTURE SCHEDULE

-  - 24"x24" LED LIGHT FIXTURE- LITHONIA 2ALL52-40L
 -  - EXHAUST FAN, DIRECT VENT TO EXTERIOR
 -  24" x 24" SUPPLY DIFFUSER
 -  24" x 24" RETURN DIFFUSER
- NOTE:
HVAC SUPPLY AND RETURN AS REQUIRED BY MECHANICAL CONTRACTOR.

PROFESSIONAL CERTIFICATION
I CERTIFY THAT THESE DOCUMENTS WERE PREPARED OR APPROVED BY ME, AND THAT I AM A DULY LICENSED ARCHITECT UNDER THE LAWS OF THE STATE OF MARYLAND, LICENSE NUMBER 12319, EXPIRATION DATE 1/6/2020.

THE PROFESSIONAL SERVICES OF THE ARCHITECT ARE UNDERTAKEN FOR AND ARE PERFORMED IN THE INTEREST OF K9 DIVINE. NO CONTRACTUAL OBLIGATION IS ASSUMED BY THE ARCHITECT FOR THE BENEFIT OF ANY OTHER PERSON INVOLVED IN THE PROJECT.

PRINTED 02/01/18 - REVISED, FOR CONSTRUCTION

REFLECTED CEILING/
LIGHTING PLAN
AND NOTES

DESIGNED WFH	PAH
DRAWN	PAH
CHECKED	WFH
DATE	11/14/2017
PROJ. NO.	31784-A
SCALE	AS NOTED
SHEET NO.	E1.1

NEW BUILDING A FOR:
K9 DIVINE
2240 LIVERPOOL POINT ROAD
NANJEMOY, MARYLAND

W.F.HORN
ARCHITECT, INC.
30886 E. SALLIE ROSS BEND, MILTON, DELAWARE
PHONE: 302-674-1620 302-231-2176

THE **READY** COMPANIES