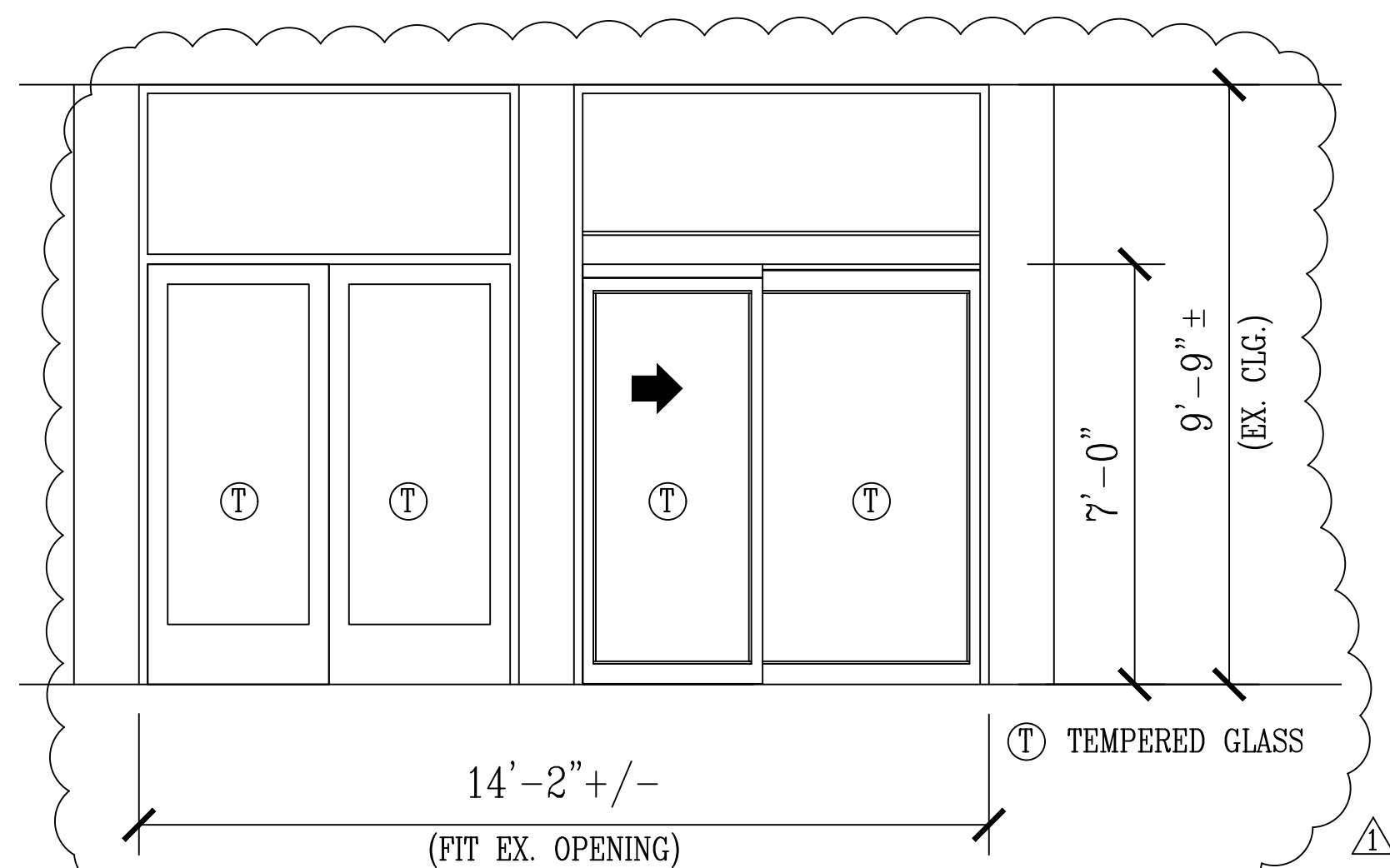
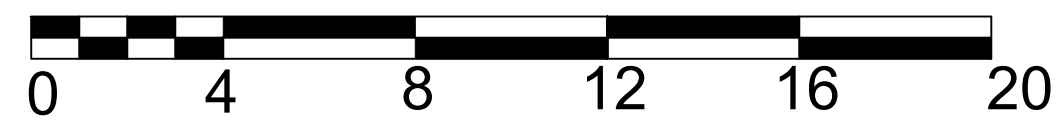


WRAP COLUMNS W/
5/8" GYP. BD. TO
6" ABOVE CLG., TYP.
SEE DET. 3/A12

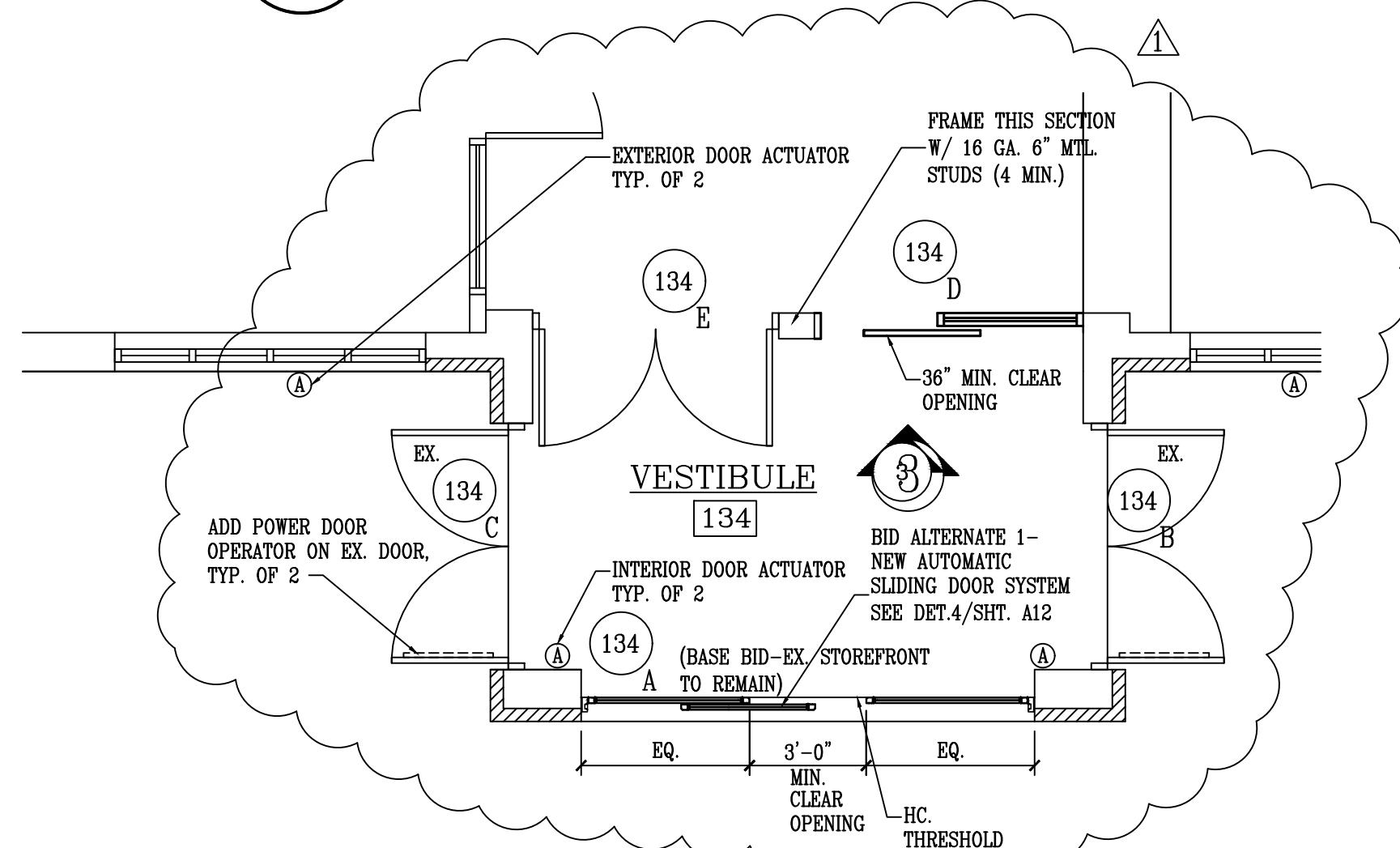
4 PARTIAL PLAN-STAIR 2

1/4"=1'-0"



3 FRONT ELEVATION

3/8"=1'-0"



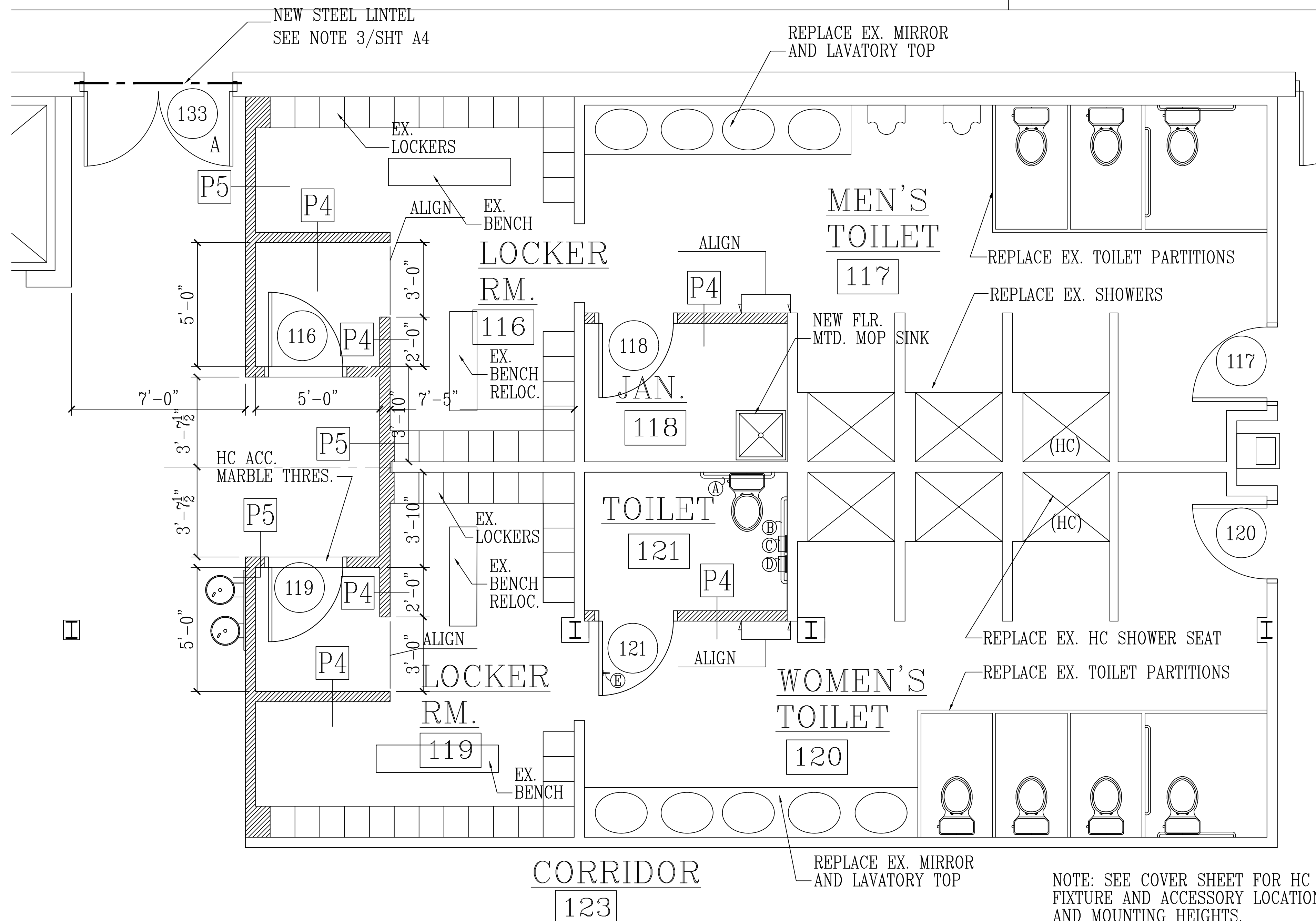
2 PARTIAL PLAN-VESTIBULE

1/4"=1'-0"




ACCESSORY SCHEDULE			
MARK	DESCRIPTION	MODEL No.	NOTES
(A)	36" GRAB BAR	B-6806.99	
(B)	42" GRAB BAR	B-6806.99	
(C)	TOILET PAPER DISPENSER	B-264	
(D)	SANITARY NAPKIN DISPOSAL	B-254	
(E)	HOOK	B-211	

ALL MODEL NUMBERS REFER TO BOBRICK.



1 PARTIAL PLAN-FIRST FLOOR

3/8"=1'-0"



NOTE: SEE COVER SHEET FOR HC FIXTURE AND ACCESSORY LOCATION AND MOUNTING HEIGHTS.

REVISIONS
10-1-18

MODIFICATIONS TO WALDORF SENIOR & RECREATIONAL CENTER
CHARLES COUNTY, MARYLAND

R.L. LITTEN & ASSOCIATES, ARCHITECTS, LLC
300 CHARLES STREET, SUITE 4
P.O. BOX 1920, LAPLATA, MD 20646 (301) 934-1471

KL
RL
7-2-18
17-32
A6

I CERTIFY THAT THESE DOCUMENTS WERE PREPARED OR APPROVED BY ME, AND THAT I AM A DULY LICENSED ARCHITECT UNDER THE LAWS OF THE STATE OF MARYLAND. LICENSE NUMBER 7659. EXPIRATION DATE DECEMBER 31, 2019.

COPYRIGHT © LITTEN & ASSOCIATES, ARCHITECTS, LLC. NO PORTION OF THIS DRAWING MAY BE REPRODUCED, STORED OR TRANSMITTED IN ANY MANNER WITHOUT PRIOR WRITTEN PERMISSION FROM THE ARCHITECT.